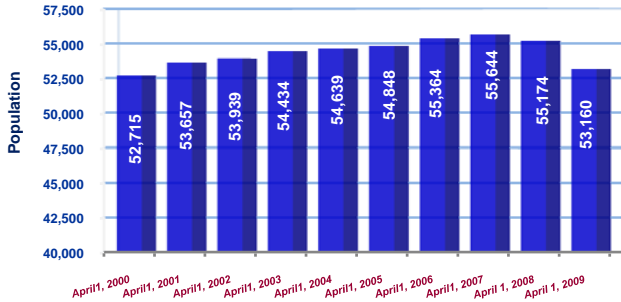




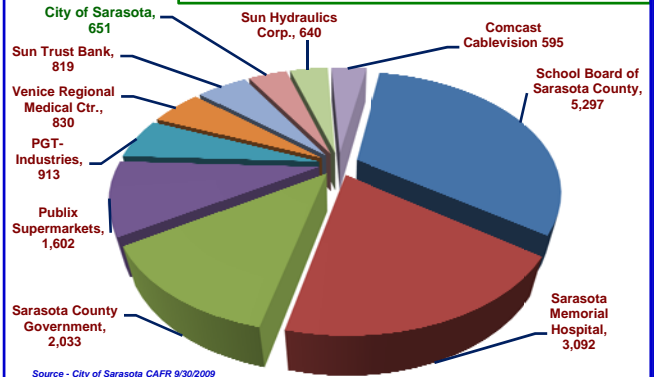
# Demographic and Economic Statistics Report

**City Population Trend**



Source - Bureau of Economic and Business Research, University of Florida

**Principal Employers in Sarasota County**



Source - City of Sarasota CAFR 9/30/2009

## City Tax Rates -

**Prior year Millage Rates:**

FY 2008-09 Ad Valorem Millage	2.7771
FY 2008-09 Debt Service Millage	<u>0.3291</u>
<b>Total Mills -</b>	<b>3.1062</b>

**2009-10 Millage Rates:**

<b>FY 2009-10 Ad Valorem Millage</b>	<b>2.7771</b>
<b>FY 2009-10 Debt Service Millage</b>	<b><u>0.3752</u></b>
<b>Total Mills -</b>	<b>3.1523</b>

**Gas Taxes:**

<b>1 to 6 Cent Local Option Gas Tax</b>	\$0.06 per gallon
<b>1 to 5 Cent Local Option Fuel Tax</b>	\$0.05 per gallon
<b>Ninth Cent Gas Tax</b>	\$0.01 per gallon

**Franchise Tax:**

<b>FP&amp;L</b>	6% on billed revenues
<b>Peoples Gas</b>	6% on billed revenues

**Excise Tax:**

<b>FP&amp;L</b>	10% on base kilowatt hours billed
<b>Fuel Oil</b>	\$0.04 per gallon on Home use
<b>Natural Gas</b>	10%

<b>Water</b>	10% of water usage utility charges
<b>Propane (Bottled) Gas</b>	10%
<b>Communication Services Tax</b>	5.2% on telecommunications service fees

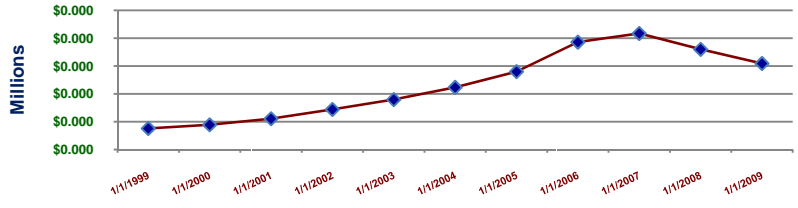
**Infrastructure Surtax:**

Penny Sales Tax 1% on taxable purchases up to \$5,000 (Adopted Referendums – Phase I - 1989 to 1999; Phase II - 1999 to 2009; & Phase III - 2009 to 2024)

**City of Sarasota  
Top Ten Taxpayers – FY 2009-10**

	<b>Taxable Value</b>	<b>% of Value</b>
Slab/Slab Lido	\$74,936,067	0.92%
Verizon Florida Inc.	60,262,347	0.74%
Westfield/Southgate Shoppingtown	54,291,390	0.66%
Florida Power & Light	50,819,504	0.62%
Irish American Mgt Services LP	48,936,100	0.60%
Logan Acquisitions Corp. Lido Beach	42,408,001	0.52%
Hotel Assoc. of Sarasota LTD	41,554,700	0.51%
Sarasota Main Real Estate LLC	30,908,500	0.38%
Osprey SA Ltd/Osprey SRQ CC LLC.	27,232,151	0.33%
Plymouth Harbor	26,336,650	0.32%
<b>Totals</b>	<b>\$457,685,410</b>	<b>5.60%</b>

**City of Sarasota  
Total Taxable Value**

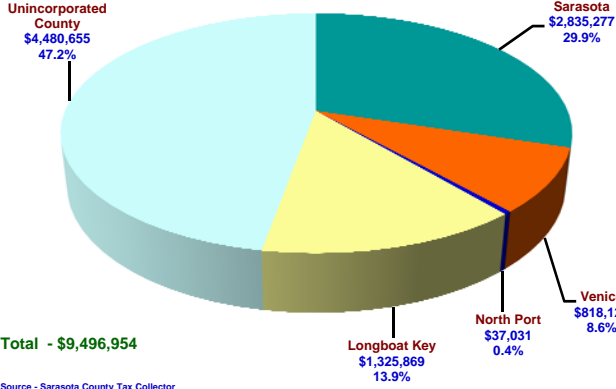


**Major Revenue Sources:**

	<b>FY 2004 – 05</b>	<b>FY 2005 - 06</b>	<b>FY 2006 - 07</b>	<b>FY 2007 - 08</b>	<b>FY 2008 – 09</b>	<b>FY 2009-10 (1)</b>
Ad Valorem Taxes	\$14,009,627	\$17,723,437	\$22,225,365	\$22,255,938	\$19,680,996	\$17,600,171
FP&L Franchise Revenue	4,267,043	5,277,456	5,413,205	5,075,916	5,158,391	5,451,950
FP&L Excise Tax	4,160,404	4,309,733	4,390,994	4,160,104	4,207,847	4,171,500
CST Revenues	4,290,157	4,307,516	4,535,512	4,275,219	4,083,482	4,263,000
Half Cent Sales Tax	5,101,986	5,139,592	4,537,512	4,035,952	3,449,557	3,474,400
Investment Earnings	1,223,561	1,764,190	1,541,900	1,121,767	941,300	985,000
Penny Sales Tax	7,517,748	7,491,604	7,265,786	6,399,877	5,655,503	5,812,475
Gas Tax Revenue	1,833,802	1,864,350	1,801,196	1,571,659	1,05,046	1,555,000
\$0.05 Local Option Fuel Tax	1,140,161	1,157,824	1,124,661	1,003,136	974,658	989,000

(1) Budgeted

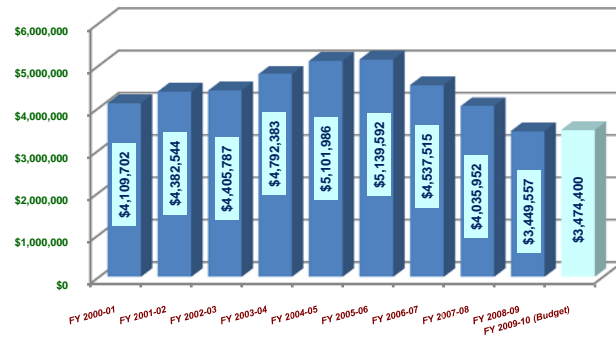
### FY 2008 - 09 Sarasota County Tourist Development Tax



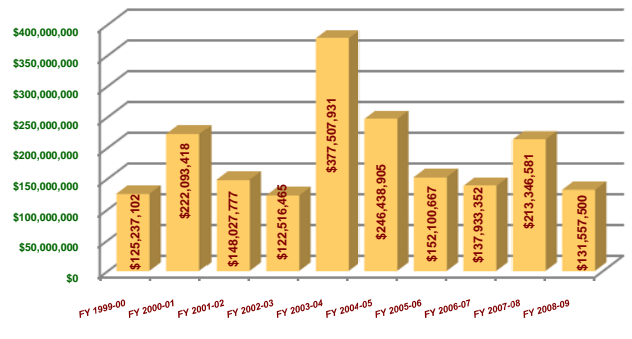
### City of Sarasota Tourist Development Tax Collections



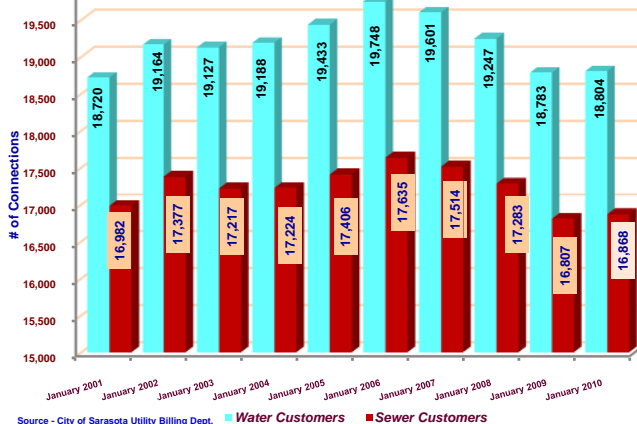
### Half Cent Sales Tax Revenue



### Value of Construction Permits Issued



### City of Sarasota Utility Customers



### Penny Sales Tax Revenue

