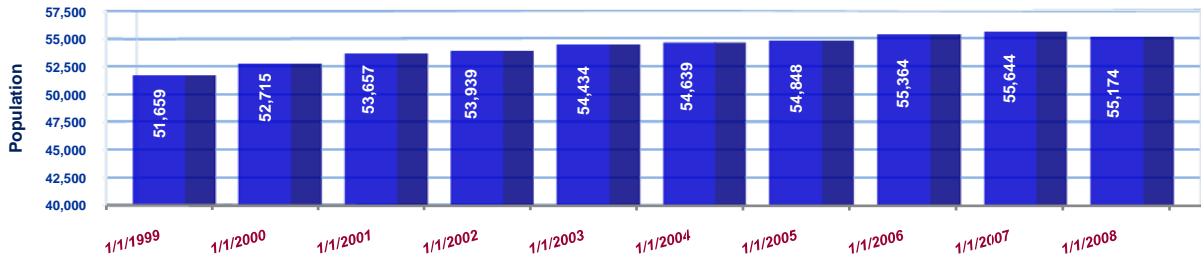




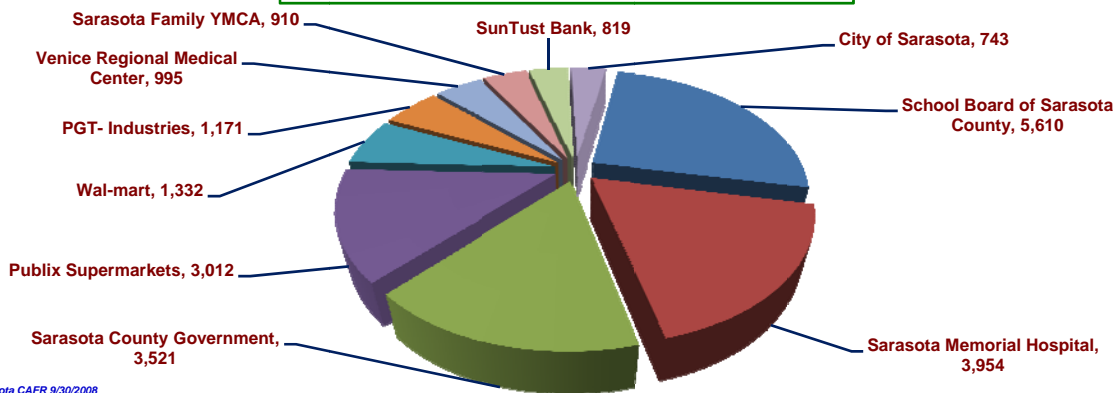
Demographic and Economic Statistics Report

City Population Trend



Source - Bureau of Economic and Business Research, University of Florida

Principal Employers in Sarasota County



Source - City of Sarasota CAFR 9/30/2008

City Tax Rates -

Taxes:

FY 2008-09 Ad Valorem Millage	2.7771
FY 2008-09 Debt Service Millage	<u>0.3291</u>
Total Mills -	3.1062

Proposed 2009-10 Millage Rates:

FY 2009-10 Ad Valorem Millage	2.7771
FY 2009-10 Debt Service Millage	<u>0.3752</u>
Total Mills -	3.1523

Gas Taxes:

1 to 6 Cent Local Option Gas Tax	\$0.06 per gallon
1 to 5 Cent Local Option Fuel Tax	\$0.05 per gallon
Ninth Cent Gas Tax	\$0.01 per gallon

Franchise Tax:

FP&L	6% on billed revenues
Peoples Gas	6% on billed revenues

Excise Tax:

FP&L	10% on base kilowatt hours billed
Fuel Oil	\$0.04 per gallon on Home use
Propane (Bottled) Gas	10%
Natural Gas	10%
Water	10% of water usage utility charges
Communication Services Tax	5.2% on telecommunications service fees

Infrastructure Surtax:

Phase II Penny Tax 1% on taxable purchases up to \$5,000 (Adopted Referendums - Phase II 1999 to 2009 & Phase III 2009 to 2024)

Monthly Water and Sewer Rates (1)

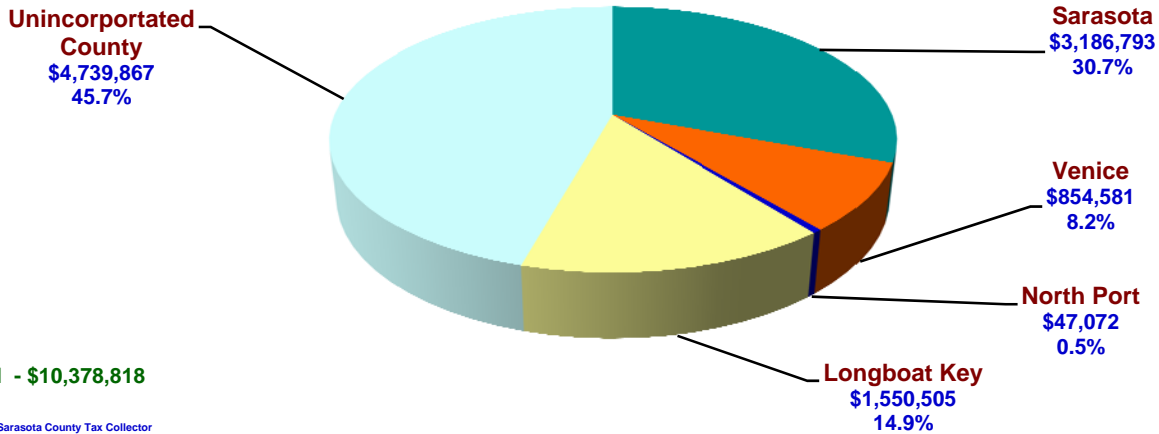
	Effective 10/1/2008	Effective 9/1/2009
Unit Service Charge	\$10.71	\$11.14
Gallage charge (per 100 gallons on first 18,000 gallons)	\$0.335	\$0.348
Gallage charge (per 100 gallons on first 18,001 to 30,000 gallons)	\$0.459	\$0.477
Gallage charge (per 100 gallons above 30,000 gallons)	\$0.583	\$0.606
Sewer Service Charge	157% of gross monthly water bill	157% of gross monthly water bill
(1)City Ordinance 08-4831		
Solid Waste Collection Fee (SFR)	\$24.66/ Mo.	

Major Revenue Sources:

	FY 2004 - 05	FY 2005 - 06	FY 2006 - 07	FY 2007 - 08	FY 2008 - 09 ⁽¹⁾
Ad Valorem Taxes	\$14,009,627	\$17,723,437	\$22,225,365	\$22,255,938	\$19,553,000
FP&L Franchise Revenue	4,267,043	5,277,456	5,413,205	5,075,916	5,375,000
FP&L Excise Tax	4,160,404	4,309,733	4,390,994	4,160,104	4,040,000
CST Revenues	4,290,157	4,307,516	4,535,512	4,275,219	4,200,000
Half Cent Sales Tax	5,101,986	5,139,592	4,537,512	4,035,952	3,440,000
Investment Earnings	1,223,561	1,764,190	1,541,900	1,121,767	900,000
Penny Sales Tax	7,517,748	7,491,604	7,265,786	6,399,877	5,526,000
Gas Tax Revenue	1,833,802	1,864,350	1,801,196	1,571,659	1,525,000
\$0.05 Local Option Fuel Tax	1,140,161	1,157,824	1,124,661	1,003,136	970,000

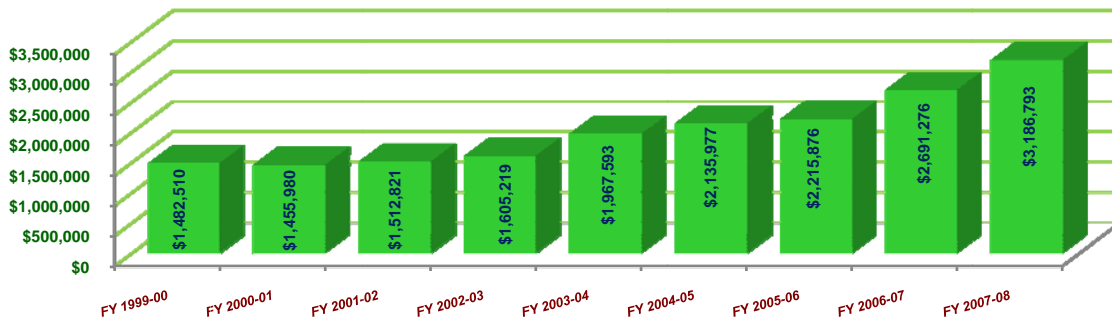
(1) Estimated

FY 2007 - 08 Sarasota County Tourist Development Tax



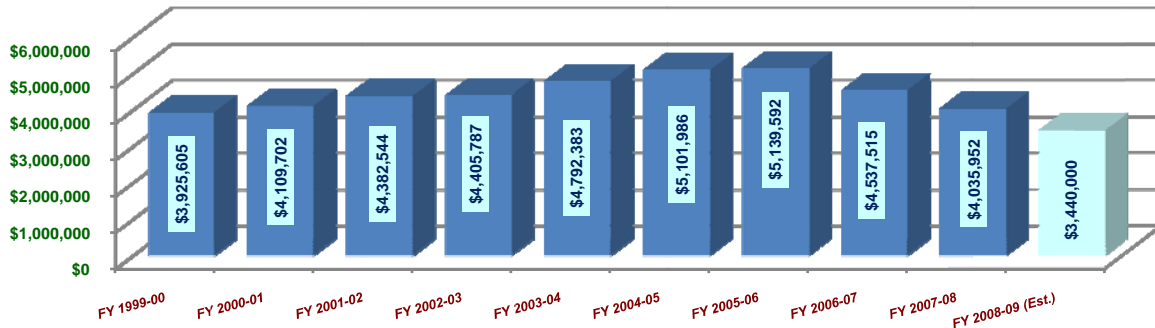
Source - Sarasota County Tax Collector

City of Sarasota Tourist Development Tax Collections

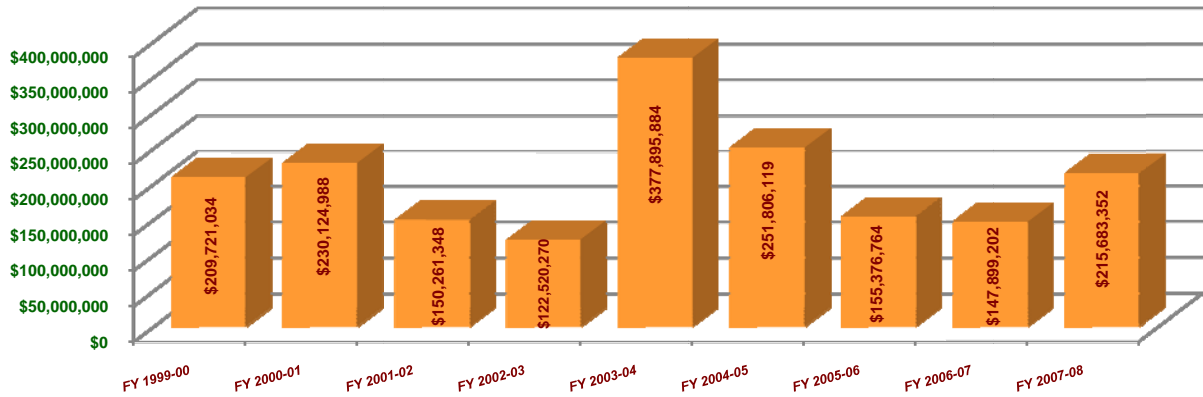


Source - Sarasota County Tax Collector

Half Cent Sales Tax Revenue

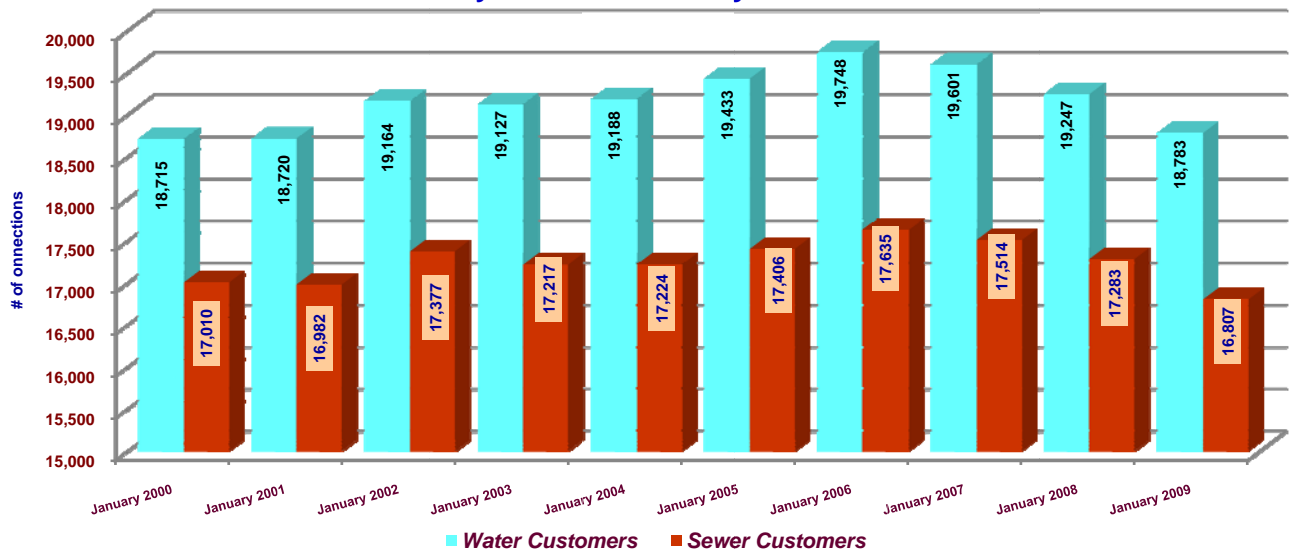


Value of Construction Permits Issued



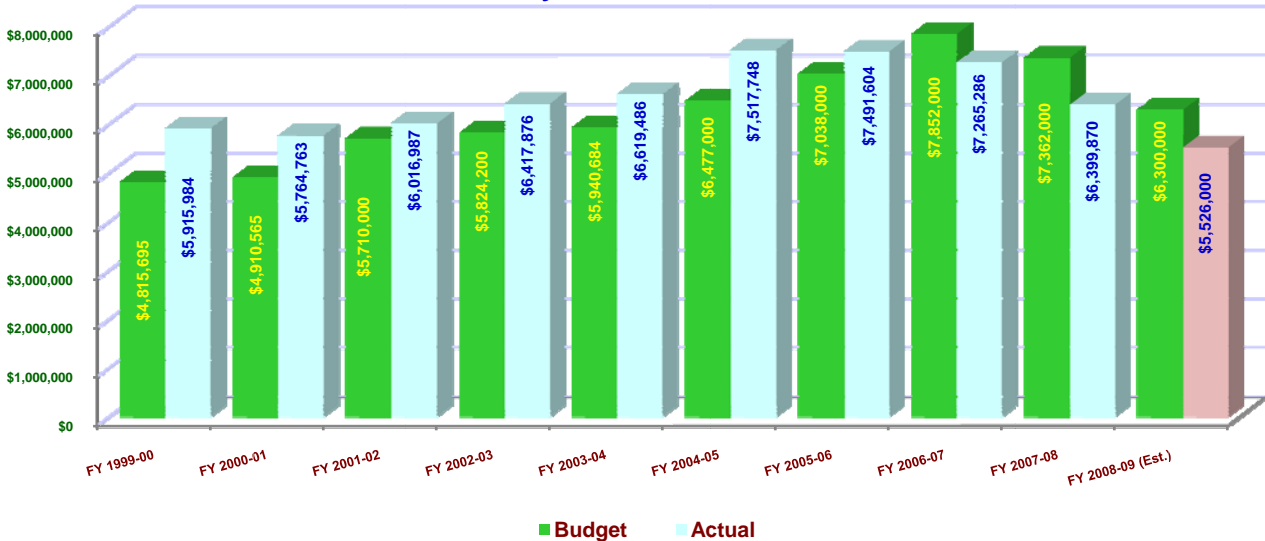
Source - COS Dept of Neighborhood and Development Services

City of Sarasota Utility Customers



Source - City of Sarasota Utility Billing Dept.

Penny Sales Tax Revenue



Prepared by Department of Financial Administration, Christopher H. Lyons, Finance Director