




Waterway/Bay

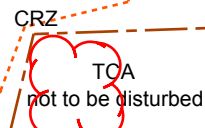
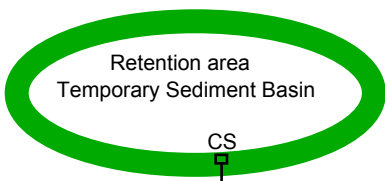
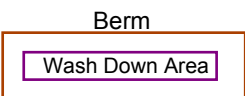
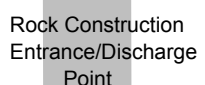
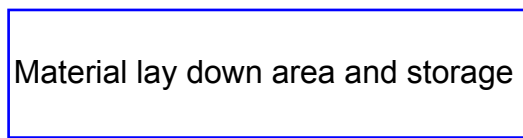
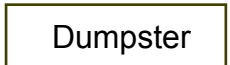
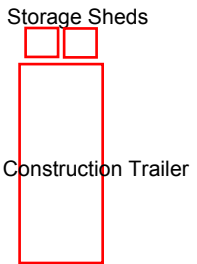
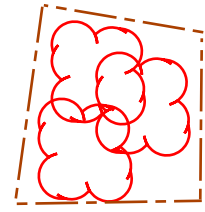


25' Min. Separation from top of bank or sea wall

Proposed Building Location

1. Show the proposed staging/stormwater pollution prevention plans on the existing conditions plans;
2. Prepare to scale.
3. Plan shall include the immediate boundaries of the site and show streets, alleys, sidewalks and waterways.
4. Plan shall be shown on the existing condition of the site; do not superimpose on proposed plans. The only plan that can be merged with the Erosion Plan is the Staging Plan.
5. Show location of storm inlets within 100 feet of the site and if physical measures will be taken to protect inlets.
6. Show material storage area.
7. Location of parking area and what will be used for the area.
8. Location and measures which will be taken to protect ingress/egress of site from soil outflow.
9. Location of storage sheds. (IF APPLICABLE)
10. Location and number of portable rest rooms.
11. Location of dumpster and/or trash collection area.
12. Location of any on-site Tree Conservation Areas (TCA) or vegetation buffers to be preserved and methods for their protection during construction. The silt fence shall be located out of the Critical Root Zone (CRZ) of the protected areas.
13. Locations wash-off areas for concrete chutes and paints.
14. Show location of silt fencing.

25'

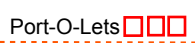


Right-of-way Line

Right-of-way Line

Concrete Driveway

Sidewalk



Spigot

CS

Main Street

*Tree Conservation Area (TCA)
*Critical Root Zone (CRZ)
>If tree Barrier is not provided Silt fence shall be set off the tree CRZ, 1ft from trunk for every inch of diameter of tree.
>Silt Fence or construction activities shall not encroach into CRZ

| LEGEND | | | |
|-----------------------|--------|--------------------|--------|
| Silt Fence | Orange | Inlet Protection | Blue |
| Double Row Silt Fence | Violet | Mulch | Yellow |
| | | Vegetation | Green |
| | | Vegetation Barrier | Brown |